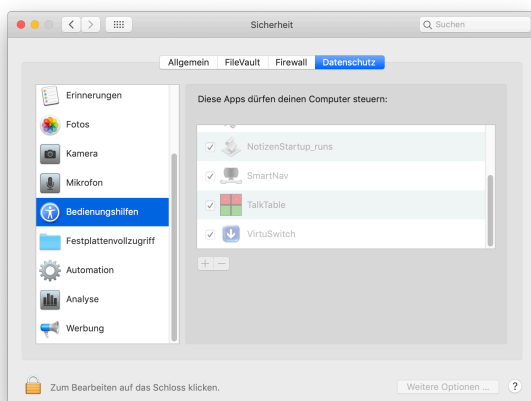




## macOS Mojave Security Settings (10.14.4)

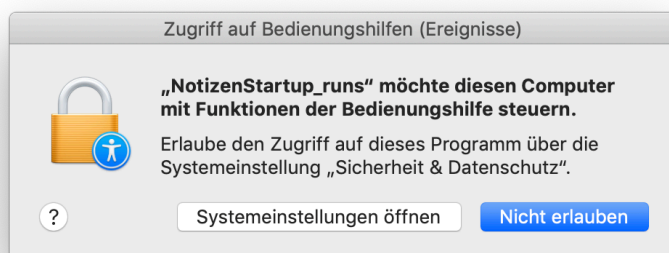
Due to the new security features in the current macOS operating system version (10.14), the first use of accessibility features and SystemEvents (AppleScripts), which can control other applications, raises security queries. After correct confirmation of the queries no further security inquiries emerge with the further use.

The most important settings can be found under System Settings-> Security-> Privacy (Tab) -> Accessibility or Automation.



### Here are two examples:

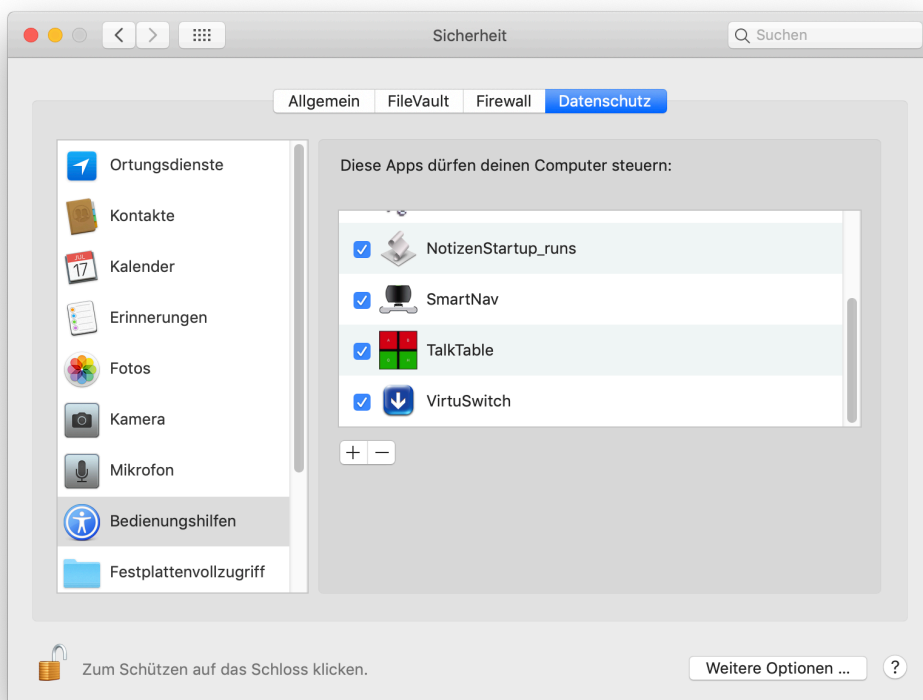
Example 1: At the very first automatic startup of the "NotesStartup\_runs" script listed in Users & Groups-> Login objects (Tab) (which starts the Notes app), the following dialogue regarding accessibility appears:



Furthermore the following dialog concerning unauthorized SystemEvents appears:



By clicking on "Open system settings", the following window opens automatically:

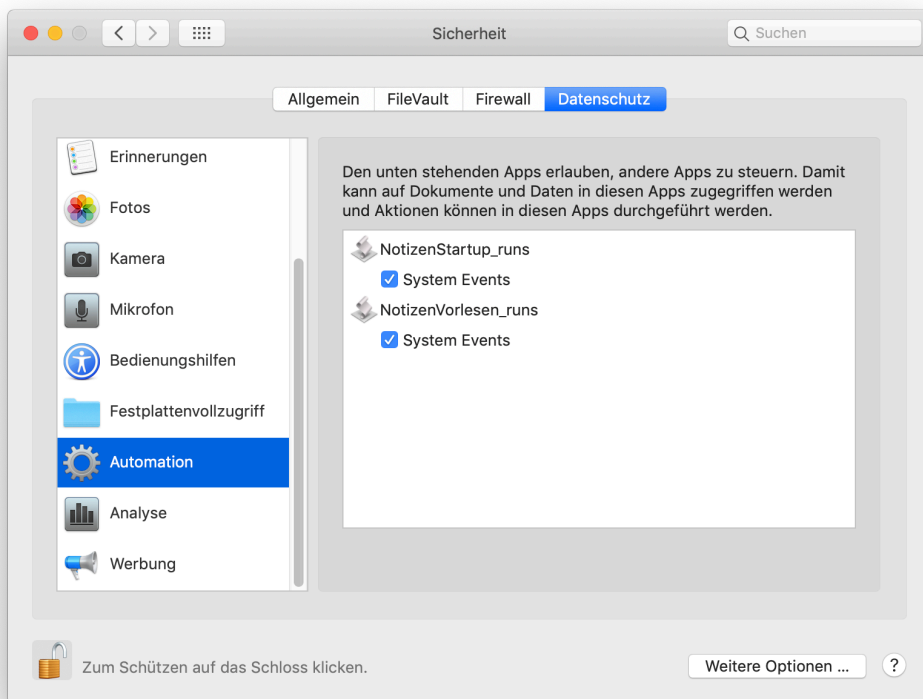


By clicking on the lock and entering the administrator password, the greyed out list of approved apps will be accessible. In the example case, click the checkbox of NotesStartup\_runs, and the application will be authorized in the future.

Applications can also be removed and added with the +/- buttons, e.g. to authorize them before the first launch.

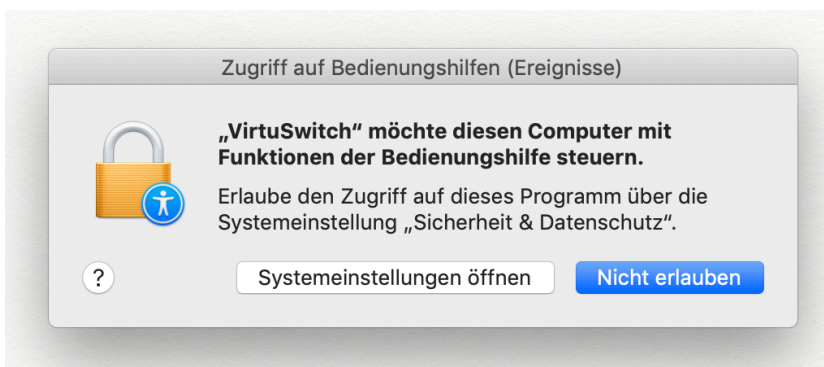
To authorize the SystemEvents, scroll down two lines in the left column to Automation and click.

This opens the following window:

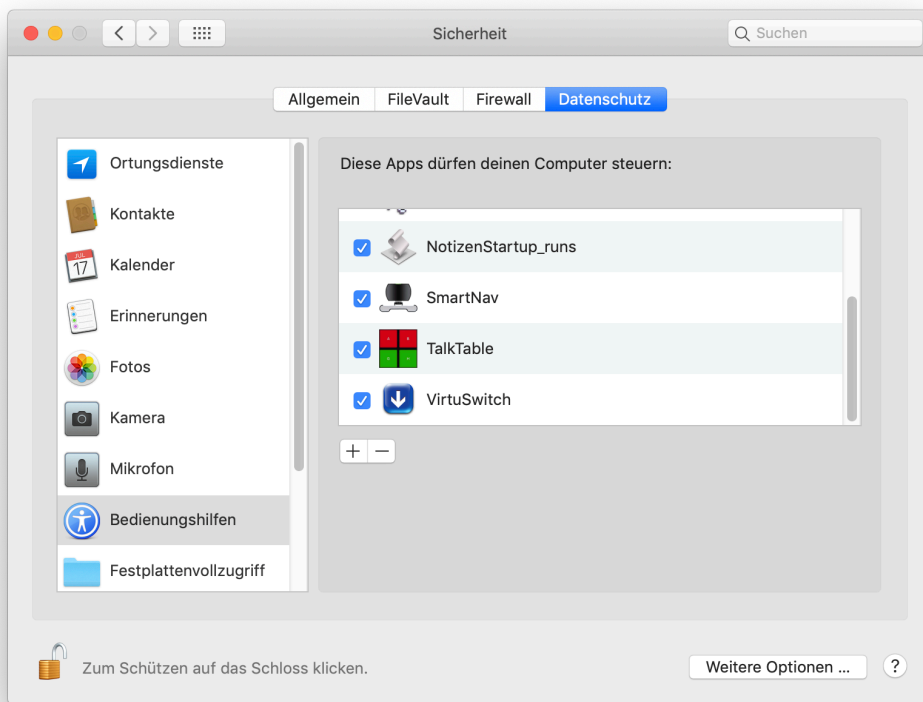


If not already checked, now activate the checkbox for NotesStartup\_runs and the SystemEvents will be authorized in the future.

Example 2: During the very first manual or automatic startup of the "VirtuSwitch" program, the following dialogue regarding the accessibility aids appears:



After clicking on "Open system settings", also activate the checkbox for VirtuSwitch in System Settings-> Security-> Privacy (Tab) -> Accessibility.



### IMPORTANT

The correct security settings in macOS Mojave are essential for trouble-free operation of the system and the AAC software.